

Catholic Candle

December 2021 catholiccandle.org catholiccandle@gmail.com

Words to Live by – from Catholic Tradition

Words of St. Thomas Aquinas, Greatest Doctor of the Church

How can a man consider himself to be a Christian, if he desires to enjoy glory with Christ without attaining this glory through the means of suffering with Christ?

Words of St. Thomas Aquinas, in the *Catena Aurea on St. Luke*, (his commentary on *St. Luke's Gospel*), quoting the Venerable Bede, another Doctor of the Church, Ch. 24, section #3.



Catholic Candle note: The article below refers to Rome's betrayal of the Catholic Faith. However, a reader would be mistaken if he assumed that Pope Francis' betrayal somehow means that he is not the pope.

Sedevacantism is wrong and is (material or formal) schism. *Catholic Candle* is not sedevacantist. On the contrary, we published a series of articles showing that sedevacantism is false (and also showing that former Pope Benedict is not still the pope).

We recommend a small book explaining the errors of sedevacantism. It is available:

- Here, for free: <https://catholiccandle.neocities.org/faith/against-sedevacantism.html>
or
- Here, at cost (\$4): https://www.amazon.com/Sedevacantism-Material-Quanta-Cura-Press/dp/B08FP5NQR6/ref=sr_1_1

Here is what St. Bernard of Clairvaux, Doctor of the Church, teaches concerning the need to recognize and respect the authority of a superior – such as the pope – even when he is bad:

Even should the life of any superior be so notoriously wicked as to admit of no excuse or dissimulation, nevertheless, for God's sake, Who is the source of all

power, we are bound to honor such a one, not on account of his personal merits, which are non-existent, but because of the divine ordination and the dignity of his office.¹

However, even while recognizing the pope's authority and our duty to obey him when we are able, we know we must resist the evil he says and does. Read more about this principle here: <https://catholiccandle.neocities.org/faith/against-sedevacantism.html#section-7>

The VC II Conciliar Church “Sacrament” of Reconciliation is Against God

Conciliar “reconciliation” is a humanistic meeting between a “priest” and a lay person to help him reconcile with his fellow man. In this conciliar mindset, God is neither necessary nor needed and, in effect, reconciling with your fellow man is more important than with God.

The conciliar church is the devil's counter-church, headquartered in Rome. In the conciliar mindset, everyone goes to heaven; sin is not a problem. A standard comment by the “priest” at a conciliar funeral is that the deceased loved one is smiling and looking down on us happily, without a problem, wishing us well and waiting for us to join him in heaven. So, there is no need for the traditional Catholic Sacrament of Penance if we are all going to Heaven anyway.

Picture this. If Christ was still on earth when the conciliar church was developing its new “sacrament” of reconciliation, they would have slammed the rectory door so hard and so fast on Christ that they would have given Him a Bloody Nose. Consequently, if there is “no more sin” in the conciliar church, then God need not be involved.

We should never go to this conciliar “sacrament” of “reconciliation” because:

- It is a bad fruit of the bad conciliar tree. There are no good fruits of this tree and there could never be.
- This “reconciliation” is a “sacrament” of a false religion: the new conciliar church.²

¹ Quoted from St. Bernard of Clairvaux, Third Sermon for Advent, entitled: *On the Three Advents of the Lord and the Seven Pillars which we ought to Erect within us*.

² <https://catholiccandle.org/2020/11/01/the-conciliar-church-is-anti-god-and-is-a-cult-of-man/>

- It is never – or almost never – administered by a priest whose ordination is not doubtful. Treating such a “priest’s” ordination as invalid, ***as we must***, we are obliged to also treat his absolution as invalid.³
- It is a sin of scandal to participate in this conciliar “reconciliation”, just as it is a sin to participate in any other conciliar service.⁴
- Because the reconciliation “sacrament” inherently involves a sin of scandal and is a compromise with the modernists, it gives no grace.⁵
- It is a temptation of false piety⁶ to use this “sacrament” because we “have to go to confession somewhere”.
- This “sacrament” of “reconciliation” is designed by our enemies – the modernists – for the purpose of weakening our faith in many ways, *e.g.*, by emphasizing the “social” sin against our fellow man, and by deemphasizing the gravity of sin as an offense against God.

Let's review the traditional Catholic dogma on the Sacrament of Penance.

From ***My Catholic Faith*, Bishop Morrow, Lesson 144, page 300:**

What is the sacrament of Penance? It is the sacrament by which sins committed after Baptism are forgiven through the absolution of the priest.

³ For an explanation of why the conciliar rites of ordination and consecration are doubtful, read these analyses:

- ❖ <https://catholiccandle.neocities.org/faith/new-ordination-doubtful.html>
- ❖ <https://drive.google.com/file/d/0B49oPuI54eEGd2RRcTFSY29EYzg/view>
- ❖ <https://drive.google.com/file/d/0B49oPuI54eEGZVF5cmFvMGdZM0U/view?resourcekey=0-d98Ksw0xkbtafE2fYSTq8A>

Because those conciliar rites are doubtfully valid, they should be *treated* as invalid.
<https://catholiccandle.neocities.org/faith/new-ordination-doubtful.html>

⁴ <https://catholiccandle.neocities.org/faith/other-than-weddings-and-funerals-we-should-never-attend-any-religious-services-of-compromise-groups-or-false-religions.html>

⁵ <https://catholiccandle.org/2020/04/02/a-compromise-groups-masses-and-sacraments-do-not-give-grace-because-the-end-does-not-justify-the-means/>

⁶ <https://catholiccandle.org/2020/09/01/excuses-for-compromise-confessions/>

In every sacrament three things are necessary: the outward sign, the inward grace, and Divine institution.

Penance has the three *essentials* of a sacrament:

- It is a *sensible sign*; i.e., the words of absolution and the external act of the confession.
- It was instituted by Jesus Christ on the first Easter Sunday night.
- It confers *grace*. It is the way by which after Baptism sanctifying grace is restored to the penitent who has committed mortal sin. It increases this grace in the penitent who already possesses it. It also gives actual graces.

The priest forgives sins with the words: "*I absolve thee from thy sins in the name of the Father and of the Son and of the Holy Ghost. Amen.*"

From the *Catholic Encyclopedia*, Vol. 13, article: *Sacraments*, page 297:

In every sacrament three things are necessary: the outward sign, the inward sign, and Divine institution.

From *Catechism of the Council of Trent*, p.263, heading; *The Meaning of Penance*:

Interior penance consists in turning to God sincerely and from the heart, and in hating and detesting our past transgressions, with a firm resolution of amendment of life, hoping to obtain pardon through the mercy of God.

Accompanying this penance, like an inseparable companion of detestation for sin, is a sorrow and sadness, which is a certain agitation and disturbance of the soul, and is called by many a passion. Hence, many of the Fathers (of the Church) define penance as an anguish of soul.

From *The Catholic Dictionary*, Rev. William E. Addis and Rev. Thomas Arnold, page 645:

Priests have received power from Christ to forgive sins in His name and according to His law---i.e., in the case of true repentance. God alone can remit sins, but He has been pleased to make the priest's absolution the means by which His grace is conveyed. He said to His Apostles, "Receive the Holy Ghost; whosoever sins ye remit, they are remitted (i.e., forgiven them), and whosoever sins ye retain, they have been retained. ...

The conciliar church got rid of the confession “box”, and in a sense the “priest” locks his office door to keep God out. Added to this, the “priest” on occasion will have a group reconciliation to be sure everyone gets along with each other.

If you think about the conciliar church, you realize there is no real need for it. Everyone is saved automatically; getting along with others is most important; there is no need for prayer or concern about God, hell, or purgatory. This mindset drastically reduces vocations, church attendance, and church finances.

Conciliar church leaders in Rome are not concerned. They worry about saving the planet, about global warming, protecting the Muslims, and making sure the world appreciates Luther and all he did for the religions of the world.

The conciliar church kept the name Catholic to confuse and keep a billion plus confused Catholics accepting VC II’s anti-God counter-church.

Well, what is in store for uncompromising traditional Catholics? We have a fight on our hands – a fight for the restoration of the human element of the Church, without any help from the Church leaders.

Don’t despair! God knows what we need, and be assured He will do what is necessary for us and much more! Our part is for all, without exception, to lead the holy life God wants us to lead, to be a “light” in the world, and to fight in the army of Christ the King.

It is not that hard, with all of God’s graces and help. The catacombs will strengthen your faith if you love Christ the King and study the traditional Catholic Faith.



Mary’s School of Sanctity

Lesson #5 Introduction to the structure of the Spiritual Exercises and introduction to the Rules for the Discernment of Spirits

In our last lesson in Mary’s School we took a close look into the life of St. Ignatius. We saw how God chose this wonderful saint to be the founder of the Society of Jesus, also known as the Company of Jesus [as in a military sense].

The ***Spiritual Exercises*** are meant to be done over a period of one month with one retreat master helping one exercitant (which is what St. Ignatius calls the person making the exercises). These *Exercises* are referred to as a retreat. Through the centuries, priests have found a way to allow working men complete the retreat in as little as one week, by paring down the retreat to certain key exercises.

St. Ignatius divides the Spiritual Exercises into four one-week periods (*i.e.*, one month); yet, the actual speed of progressing through the weeks depends on the abilities of the exercitant. However, the later weeks are more fixed because St. Ignatius intends for the exercitant to spend plenty of time in deeper meditations on the life of Our Lord.

The weeks are broken down generally as follows:

1) The first week corresponds roughly to what is called the purgative way in the spiritual life, which involves purifying the soul and putting one's life in order. This week reminds the exercitant why he was created, namely, the end for which he must live. The aim of this week is to excite sorrow and contrition as the exercitant sees more clearly how he has failed in working for the end in which he was created. There are meditations about the sin of Adam and Eve, the sin of the angels, man's personal sins, as well as meditations on death, hell, and God's judgment of man.⁷ Therefore, this week is designed to purify the soul, root out inordinate attachments to creatures, and enable one to amend his life through grateful surrender to Christ the Redeemer.

The work of the first week is like removing the weeds from a patch of ground so that we can then plant good plants. This "clearing the ground" is critical preparation for the remaining three positive and beautiful weeks, in which the exercitant gains the main fruits of the retreat. Let us read about those now.

2) The aim of the second week is to persuade the exercitant to an interior knowledge and love of the person of Jesus Christ. In this way he may adapt his life to the model of Christ Himself as the norm of Christian perfection. There are a series of meditations about the private and public life of Christ. Further, there are the four famous meditations: on the Call of Christ to His Kingdom, the distinction of the Two Standards—the standard of Christ vs. the standard of Satan, the Three Classes of Men, and the Three Modes of Humility.

⁷ In times outside of the Great Apostasy in which we live, (in which most people do not have an uncompromising priest), a general confession would usually be made in this first week. In fact, St. Ignatius intended that the *Exercises* be given by an experienced retreat master to those retreatants he was familiar with, and not as something to just be read. In this series of articles in *Mary's School of Sanctity*, we at *Catholic Candle* are attempting to share this classic work with our readers. Some of our readers might not know about them. Likewise, because there is no uncompromising priest available to most of our readers, it is likely that there is nowhere to attend an uncompromising retreat. By this series we attempt to explain the exercises, drawing from the previous blessings of our having had these retreats available. Of course, sharing this treasure with others increases our own love and appreciation of these Providential *Exercises*. These *Exercises*, once explained, do lend themselves to being done by the laymen. They are very crucial in our times of the Great Apostasy in order to keep our salvation as our number one goal in life. These explanations of the *Exercises* will be found together on our website. They will be available in book form at the end of our discussion about the *Exercises* for uncompromising Catholics to use as a meditation source and/or guide for a self-directed retreat.

In the ***Call of Christ the King*** meditation, St. Ignatius arouses the greatest enthusiasm to follow Christ closely in poverty and humility while trying to prepare one's soul to spread the Catholic Faith.

The meditation on ***the Two Standards*** examines the tricks of the devil in contrast to Christ's plan for the world. The exercitant is encouraged to dedicate his life to Christ whether in the religious life or as a layman. Further, the tactics that the devil uses to draw people away from Christ are explained, as well as the strategies to use in order to remain faithful to Christ.

In the meditation on ***The Three Classes of Men***, St. Ignatius intends to free the exercitant's will from the false obstacles and illusions of the devil which would prevent the exercitant from making a generous decision to follow Christ intimately.

The meditation called ***The Three Modes of Humility*** or subjection to God is intended to purify the heart so that it might reach the highest degree of humility, thus leading the exercitant to choose only that which *best* leads to his final end, the possession of God.

3) The third week focuses on the Passion of Our Lord. This week is intended to strengthen the resolutions the exercitant has made to follow Christ more closely. Through the study of Our Lord's sufferings the exercitant increases his grateful love and his sorrow for his sins.

4) The fourth week focuses on meditations on the Risen Life of Christ. This week is intended to produce unselfish love, joy in Christ's glory, and an unchanging trust in Christ the Consoler.

The crowning conclusion of the four weeks of meditative exercises is the called ***the Contemplation to Attain Divine Love***. This meditation brings together all the aspects of the four weeks into a wonderful whole, that is, that one should live his life exclusively for God, in joyous service, finding God in all things and all things for Him. This we have referred to before as having an Eternal Perspective.⁸

In other words, St. Ignatius desires that the exercitant fully grasp the importance of doing all his actions for the greater honor and glory of God. This idea is embodied in St. Ignatius's famous motto, *Ad Majorem Dei Gloriam*.⁹ St. Ignatius wants the exercitant to become a noble and virtuous soldier of Christ with his eternal salvation ever in mind.

⁸ See, *Catholic Candle's Objective Truth Series* Reflection #18, posted January 1, 2021, at this link: <https://catholiccandle.org/category/resources-for-faith-and-practice/on-working-for-holiness/objective-truth-series/>

⁹ For the Greater Glory of God

The above is a brief overview of the full *Spiritual Exercises* and the basic format of what is called an *Ignatian Retreat*. These retreats were traditionally given in an appropriate setting for meditation. The retreatant would withdraw from the world, leaving all worldly concerns for a set period of time. For laymen, this was generally a week. The retreats were silent, meaning that the retreatants kept not only exterior silence and also the more difficult interiorly recollection. There were generally three or four mini-instructions (called conferences) per day. In these conferences the retreat master [usually a priest] would instruct the retreatants about the contents of the next assigned meditation. After an appropriate time of instruction, the retreatants were sent to their rooms or the chapel to do the meditation and end with a period of thanksgiving, often called the ‘colloquy’.¹⁰ After the meditation the retreatant would examine how well he did in his efforts of the meditation. He could write himself some notes containing his thoughts and insights that the Holy Ghost perhaps gave him during the meditation. There was usually an opportunity to see the retreat master at least once a day and discuss any problems the retreatant was having.

However, in our times of Apostasy, the Good Lord has allowed uncompromising Catholics to suffer the additional cross of not having an uncompromising priest available and the cross of not having the opportunity to attend an uncompromising retreat. If one wanted to set time aside to be ‘on retreat’, as it were, to do the *Spiritual Exercises* by himself or in a small group, it would be best to set aside some days where one could simulate the surroundings most conducive to meditation. Ideally, one would have some simple meals pre-made and make arrangements so one could keep a schedule, keep silence, and do several meditations per day. Of course, there would be time allotted for a morning Rosary and, ideally, an evening one as well. Because the *Spiritual Exercises* are so powerful against the devil and are so efficacious for the perseverance of the soul, it is crucial that we Catholics should seriously consider making time to do these *Spiritual Exercises*.

Now we turn to another aspect of the *Spiritual Exercises* that is crucial for perseverance in grace, that is, ***The Rules for the Discernment of the Spirits***. We will give a brief explanation [introduction] to them here and will treat each of them at length in the upcoming issues of *Catholic Candle*, before moving on to treat each of the meditations of the *Spiritual Exercises* themselves.

Because we are living in the Church Militant and are battling against the “powers of darkness”, as St. Paul calls them, it is important to know the difference in the strategies of the evil angels and of the good ones. St. Ignatius, through Divine inspiration, explains how to discern between the spirits. He explains his ***Rules*** in two sets, one to be given

¹⁰ The method of meditation and colloquy was described in *Mary’s School of Sanctity Lesson #2*, at this link: <https://catholiccandle.org/2021/09/03/lesson-2-meditation-how-why/>

during the First Week and the other in the Second Week. Yet the *Rules* are not intended to be limited to the retreat. Rather, they are *Rules* to be used in the spiritual life in general. Our souls go through continual struggles and the devil is always looking for ways to trap us. We must likewise remember that our Guardian Angels are looking for ways to assist us and they are always faithful in accomplishing God's Will. Even if we do not cooperate with our dear angels, they do not stop doing their God-given task.

In our next lesson we will begin looking at the fourteen *Rules for the Discernment of the Spirits* for the First Week. After that, we will discuss the eight *Rules* for the Second Week in a future issue of *Catholic Candle*.



***Catholic Candle* note:** The following article concerns the abuse of data to deceive people, especially to promote leftist causes. Of course, despite the rampant abuse of data, this does not mean that all data is somehow evil.

“Big Data” – a New Version of an Old Danger of Manipulation and Deception

Currently, it is trendy for people to claim their decisions are “based on data” or use “Big Data” (*i.e.*, a huge amount of data). In this current fad, people try to connect everything to “data”. We hear about “data-driven decisions” and “data-driven journalism”, “data-driven teaching methods”, “data-driven science”, *etc.*

There is a superficial plausibility to the idea that all of our decisions should be “data-driven”. After all, data are facts. It seems that no one can object to decisions being made based on the facts (*i.e.*, the truth).

Naïve and gullible people think that conclusions based on “Big Data” are objective, non-partisan, and unbiased. For this reason, they view “data-driven decisions” as “smart” and safe.

Such people think that, by “following the data”, they are immune from criticism for their position. For it could never be bad to simply make a decision or reach a conclusion based on “facts”, right? So, it seems that no one could reasonably object to “following the data”.

But “data-driven” is a crutch phrase to remove the need for real, deep thinking. All that we need to do (supposedly) is “follow the data”. The data will tell us what to do. All we need to do is follow like sheep.

Gullible and intellectually-lazy persons are prone to accept virtually whatever they are told when the conclusion is preceded by the phrase “the data shows”.

This is especially true if it is claimed that the “data shows” whatever it is that the mainstream media says and what the people around them already believe and repeat. Such people follow the crowd by “following the data”.

One thing that overly-impresses inexperienced people is that conclusions from “Big Data” seem so “scientific”. These people uncritically accept whatever passes through the “black box” of “Big Data”. (Here we use “black box” as a metaphor for a huge amount of raw data being assessed, analyzed, and organized in a hidden way, resulting in an unverifiable conclusion supposedly based on the data. In other words, the data goes in one side of the “black box” and out comes the conclusion.)

Gullible people fail to consider the myriad ways in which data (as is also true of statistics) are abused to lend false support to fallacious claims.

Although the leftists use this Big Data deception, they are not the only ones. There are other assorted charlatans who seek to take advantage of gullible people, preying on people’s misplaced trust in order to get their money.

When a person is asked for his proof of some conclusion that he asserts, if he can conveniently reply that he is relying on “Big Data”, then he is largely freed from needing to show any proof because the dataset is inaccessible and/or is too big, *i.e.*, has too many data points. Therefore, he avoids the chance that anyone would independently assess and discover flaws in his conclusion because of the difficulty and burden of doing so.

Many people – especially the young – are impressed with conclusions which come from “Big Data”. For example, people are told that global warming is a “fact” because this is “proved” by computer analysis of the U.S. Government’s 37,000 petabytes of weather data records.¹¹ The “Big Data” charlatans succeed in convincing many gullible and naïve people because (supposedly) “the data shows” the conclusion, although ***there is no way for the public to examine the data, or the analysis, or the assumptions which contribute to the conclusion.***

¹¹ This is the amount of data that the National Oceanic and Atmospheric Administration claims to have. <https://www.ncei.noaa.gov/about>

This amount of data is roughly 2 quadrillion pages of a book. <https://www.how-togeek.com/353116/how-big-are-gigabytes-terabytes-and-petabytes/>

This is like, before the “computer age”, gullible people were sometimes deceived by being told “statistics show” some conclusion. In 1904, Mark Twain hinted at this abuse of data, when he famously said:

“There are three types of lies – lies, damn lies, and **statistics**.”¹²

Twain’s point, of course, is that the greatest deceptions can come from statistics because they are easily manipulated. His observation could be updated for the “computer age” by saying:

“There are three types of lies – lies, damn lies, and **big data**.”

The leftists have many purposes for using this ploy to deceive gullible people. For example, they use “Big Data” to claim:

- ❖ That masks work to stop a virus¹³;
- ❖ That those living the life of unnatural vice are happy and monogamous;
- ❖ That abortion is safe;
- ❖ That “transgender” people are happy if they act out their delusion;
- ❖ That a business is more successful if it has more diverse employees;¹⁴
- ❖ That the planet is warming because of human causality;¹⁵
- ❖ That gun control (limiting guns possessed by law-abiding citizens) reduces violence;
- ❖ That legalizing the recreational use of mind-altering drugs benefits society;¹⁶

¹² *North American Review*, No. DCXVIII, July 5, 1907 (emphasis added).

¹³ For an article exposing that lie, read this article: <https://catholiccandle.org/2020/12/01/856/>

¹⁴ This “*diversity makes a business more successful*” canard only goes one way: the leftists only use this lie (and attack a business for “lack of diversity”) when there are “too many” white men, not in the case where there are “too few”. The leftists act as if there could never be too many blacks, women, persons steeped in unnatural vice, or persons who are deluded into believing that they belong to the opposite sex.

¹⁵ Read this article about the globalist motives behind environmental alarmism: <https://catholiccandle.org/2019/12/01/climate-change-serves-to-usher-in-the-new-world-order/>

¹⁶ Concerning some of the harm which is done by mind-altering drugs, read this article:

- ❖ That greater taxation and greater government spending help the economy;
- ❖ That the lockdowns stop a pandemic;¹⁷
- ❖ That socialized health care systems give better care and cost less;
- ❖ That justice requires “affirmative action, diversity, and inclusion”;
- ❖ The police are racists;
- ❖ That plastic waste is a threat to the planet;
- ❖ That the environment is in a crisis.¹⁸

These are all examples of “Big Data” being used by leftists and other charlatans to deceive people and reach false conclusions. “Data-driven” leftist media often cite what appears to be reputable datasets and use the data to offer surprising conclusions, typically summarized in a slick infographic. Yet, when this “evidence” is examined more carefully, it collapses.

Here are seven ways that leftists and other charlatans use “Big Data” to reach false conclusions (and to avoid scrutiny for them):

1. They assert that “Big Data” supports their conclusions, even though the ***data does not exist*** and, in reality, the conclusions are simply made up “out of thin air”. However, these conclusions are hard to assess because the charlatans only share the (false) conclusions with the public and the (supposed) supporting data remains inaccessible and hidden in a “black box”;
2. They assert reliance on “Big Data” which really exists, but the ***data is altered*** to reach the desired false conclusion;

<https://catholiccandle.org/2019/02/09/the-hope-given-to-catholics-in-grace-vs-the-hopelessness-of-godlessness/>

¹⁷ Read this article showing that the purpose of the lockdowns is to control people, not a virus. <https://catholiccandle.org/wp-content/uploads/2020/11/lockdowns-are-to-control-people-not-a-virus-2.pdf>

¹⁸ Read this article about the globalist motives behind environmental alarmism: <https://catholiccandle.org/2019/12/01/climate-change-serves-to-usher-in-the-new-world-order/>

3. They assert they rely on “Big Data”, which is *manipulated by choosing where the data is “cut”* (e.g., the beginning and ending points of the data which is considered in the analysis). This deception is also called “selection bias”;
4. They assert that they rely on “Big Data”, but that *data is falsified through manipulating the definitions* (i.e., the groupings or the “buckets”) into which the data is placed;
5. They assert that they rely on “Big Data”, although that *data is not even consulted* but is a convenient “black box” in which to hide result-oriented changes in policy by saying “new data” requires the policy change;
6. They assert that they rely on “Big Data”, but the *data is analyzed using false “predictive” assumptions*; and
7. They assert that they rely on “Big Data”, but the *data is manipulated by using misleading assumptions on related matters which control the result*.

Below, we discuss each of these seven types of “big data” deception.

1. **The charlatans deceive people using “Big Data” which does not even exist and in reality, the conclusions are simply made up “out of thin air”; this fraud is hard to prove because the data is kept hidden.**

Like graphs and statistics, there is an opaque quality about “Big Data” although many people falsely take the data as “objective” and the conclusions as true. Datasets can be entirely fabricated “out of thin air”. One example of that is the apparent Surgisphere’s “Big Data” fraud.

Surgisphere Corporation was an Illinois company founded in 2008.¹⁹ That company claimed that it had one of the largest and fastest medical records databases in the world. Surgisphere claimed to have collected data from the electronic medical records of nearly 100,000 COVID-19 patients across 671 hospitals on six continents. *Id.*

¹⁹ Read these articles recounting the Surgisphere saga:

- ❖ <https://www.the-scientist.com/features/the-surgisphere-scandal-what-went-wrong--67955>
- ❖ <https://hotair.com/john-s-2/2020/06/15/surgisphere-company-behind-retracted-hydroxychloroquine-study-no-n344340>
- ❖ https://www.science20.com/content/who_is_surgisphere_and_how_did_they_get_into_a_lancet_hydroxychloroquine_paper

Surgisphere promoted its “big data” findings in a study published in the prestigious international (English) medical journal, *Lancet*. *Id.* This study claimed that many deaths of COVID-19 patients were caused by hydroxychloroquine, an antimalarial (and anti-viral) drug promoted by then-President Donald Trump. *Id.*

The mainstream media, the leftist political leaders, and the medical establishment immediately and enthusiastically touted Surgisphere’s claims that hydroxychloroquine increased a COVID patient’s risk of death. *Id.*

Within weeks, government agencies and the medical establishment halted major clinical trials and changed their public health policy (which was never changed back even after Surgisphere’s shenanigans were later revealed). *Id.*

No one looked at the data because Surgisphere did not make it available. But the leftists loved the result – which showed that using hydroxychloroquine was (supposedly) dangerous – resulting in the suppression of this alternative to the COVID “vaccines” and thereby enabling the leftists to use this “finding” to attack their enemy, President Trump. *Id.*

Aside from this expediency, few people thought to question Surgisphere’s conclusions. How could the data lie? Therefore, it seemed the conclusions “must be true”.

But Surgisphere’s apparent lie that it possessed this huge database eventually turned out to have glaring incongruities. For example, of the 671 hospitals supposedly contributing data, not a single such hospital could be found during extensive inquiries. Further, it was puzzling how Surgisphere purportedly got electronic medical records from third world countries whose hospitals did not generally use such electronic records. *Id.*

Scrutiny increased and questions multiplied. Surgisphere could not show it even *possessed* the database it claimed. *Id.*

The *Lancet* eventually retracted the paper which had been based on Surgisphere’s purported “Big Data” and retracted Surgisphere’s apparently-fabricated conclusions and claims. *Id.*

Surgisphere’s apparently-fraudulent claims imploded but ***international health policies which were based on those claims remained in place.*** *Id.*

Surgisphere’s supposed data appears to be simple “Big Data” fraud. However, the most instructive aspect of this fraud is how “everyone” immediately embraced and used the conclusions to push the leftist agenda. The leftist media, government policy “experts”, and the medical establishment promoted and used the asserted conclusions of that “huge dataset”, because the conclusions were such landmarks and because the conclusions were

politically expedient, fitting with their “confirmation bias”.²⁰

2. Sometimes leftists and other charlatans deceive people, using “Big Data” which is a real dataset but which is altered in order to reach the desired (false) conclusion.

Another way “Big Data” is abused is by marshalling large, impressive-seeming collections of data points which are erroneous or altered. Analysis of the falsified data supports the desired conclusion, because, as the common saying states: “*garbage in, garbage out*”.

Here is one example of false data (the “*garbage in*”) resulting in the false conclusions (the “*garbage out*”). The *National Oceanic and Atmospheric Administration* (NOAA) and NASA²¹ have been steadily changing (“adjusting”) their large datasets to progressively make the records which are further back in time reflect cooler temperatures and to change the later data (beginning in 2000) to reflect warmer temperatures.²² The trend is always in those directions – cooler before 2000, warmer after that year.²³ For this reason, NOAA/NASA’s massive temperature databases conflict with the raw data at the local measuring stations where the temperatures were actually measured.²⁴

²⁰ *Confirmation bias* occurs when a person points to anything supporting a hypothesis as evidence and discounts anything contradicting the theory as an outlier or inconsequential. For example, they would assert that an unusual amount of ice melting shows global warming but an unusually thick layer of ice and extra-frigid weather are only natural and expected winter fluctuations.

²¹ NASA stands for *National Aeronautics and Space Administration*. One reason NASA is involved with weather data is because satellites are used to collect some of the earth’s weather data.

²² For an insight into the leftists’ motivation for making it appear that there is a climate crisis, read this article: <https://catholiccandle.org/2019/12/01/climate-change-serves-to-usher-in-the-new-world-order/>

²³ Read these articles:

- *Investors’ Business Daily*, <https://www.investors.com/politics/editorials/the-stunning-statistical-fraud-behind-the-global-warming-scare/>
- <https://realclimatescience.com/2019/02/61-of-noaa-ushcn-adjusted-temperature-data-is-now-fake/>

²⁴ <https://www.investors.com/politics/editorials/the-stunning-statistical-fraud-behind-the-global-warming-scare/>

Take this example from upstate New York:

At the three sites of Ithaca, Auburn and Geneva, we find that January 2018 was colder than January 1943 by 1.0°, 1.7° and 1.3°F respectively.

Yet NOAA says that [these locations were] 2.1°F warmer [in 2018]. NOAA's figure makes [January 2018] at least 3.1°F warmer in comparison with 1943 than the actual station data warrants.²⁵

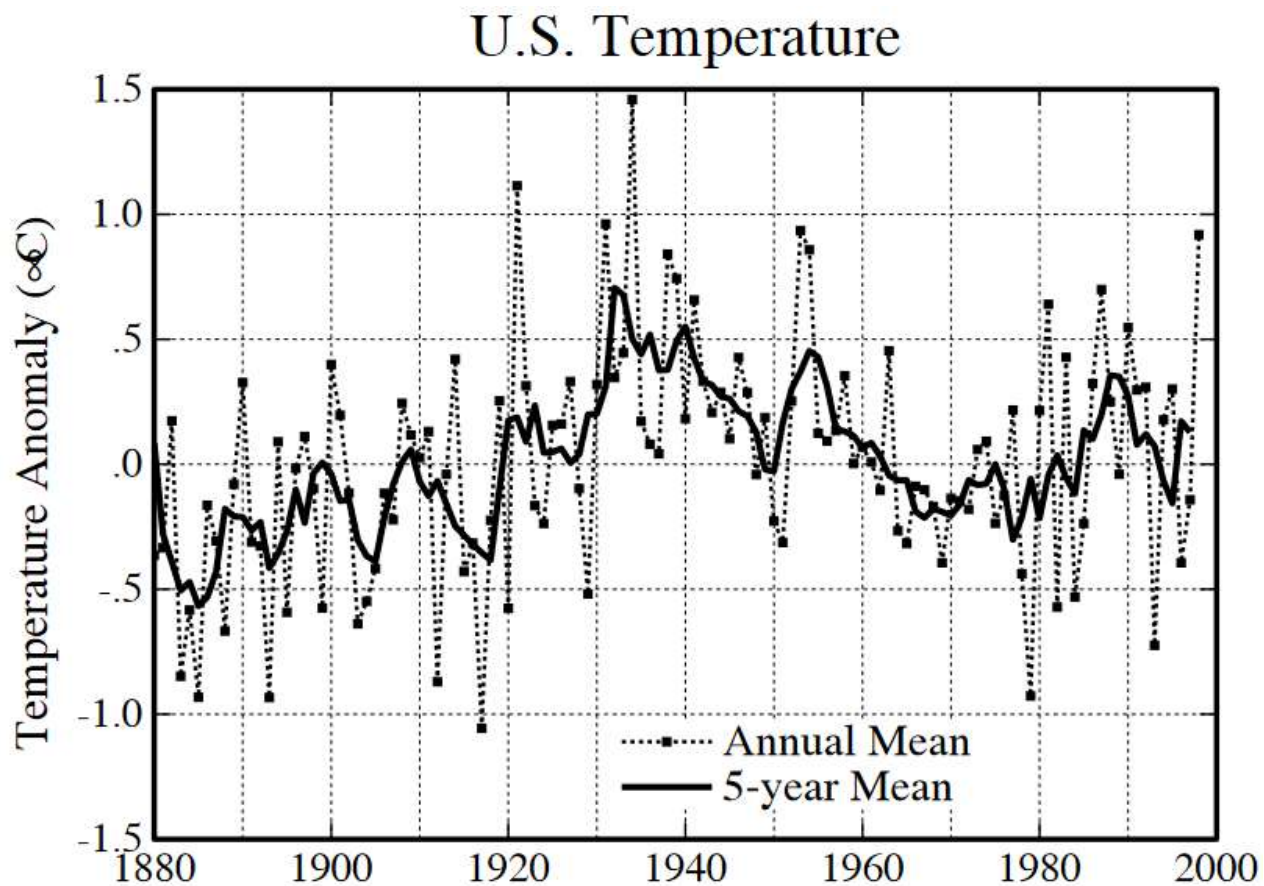
In this article, we are not primarily trying to assess the actual temperature in upstate New York in particular. Rather, we mention NOAA/NASA's "Big Data" because it is a good example of how the "truth" changes and how "Big Data" which is largely inaccessible to everyday people now "proves" that the planet is warming. If we were to ask the "experts" how they can be sure that the planet is warming, they would tell us that "the data shows this fact". This data is a "black box" – billions of entries go in one side of the "black box" and out comes the unverifiable "truth" of "climate crisis" on the other side.

We know about this data deception because diligent investigators have found the evidence of data tampering even in the government's own archives. NOAA/NASA have been quietly changing the data and using the "adjusted" data to "prove" climate change. The mainstream media are silent about the deception and strongly amplify the conclusions of climate alarmism.

Although there is a huge amount of proof that NOAA/NASA are "cooking" the raw data, the purpose of this article is to examine the various *methods* of "Big Data" deception. Thus, in the present article, we give only one more example.

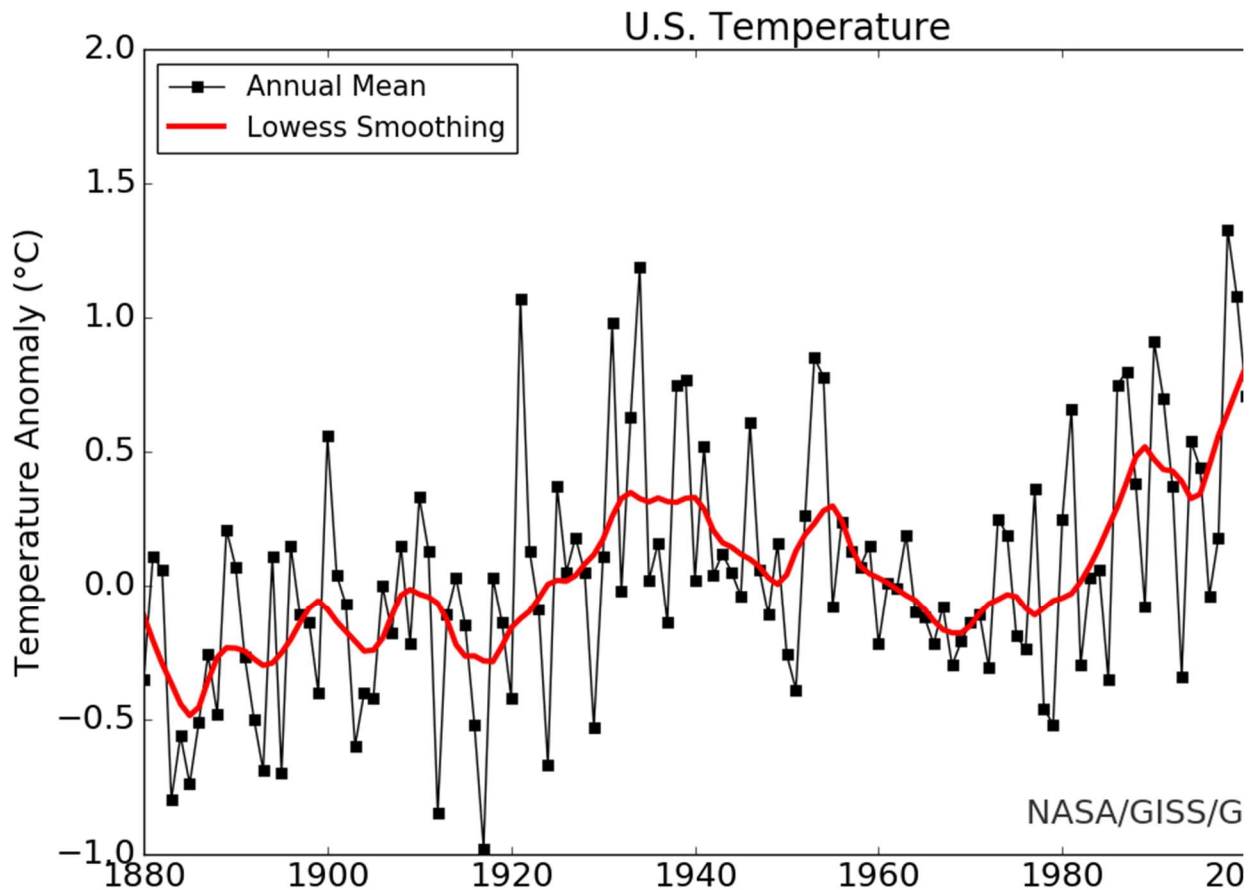
Immediately below is a NASA graph of U.S. temperatures from 1880 to 1999. As shown at the NASA link (below), this graph is from 1999, although it is still on the NASA website, in an obscure archive corner.

²⁵ <https://www.breitbart.com/politics/2018/02/20/delingpole-noaa-caught-adjusting-big-freeze-out-of-existence/> (bracketed words added for clarification).



You can get this 1999 NASA graph on page 37 of 47 of the NASA report found here:
https://pubs.giss.nasa.gov/docs/1999/1999_Hansen_ha03200f.pdf

Now compare this (above) 1999 NASA graph to a graph of (purportedly) the same data for the same period (1880 to 1999), *which NASA published in 2020*. Please note that we cropped the graph at the year 1999 so that it reflects the same time period as the 1999 graph. The reader can compare the graphs and see that NASA has “cooked” the raw data in the 2020 graph to “prove” a warming trend.

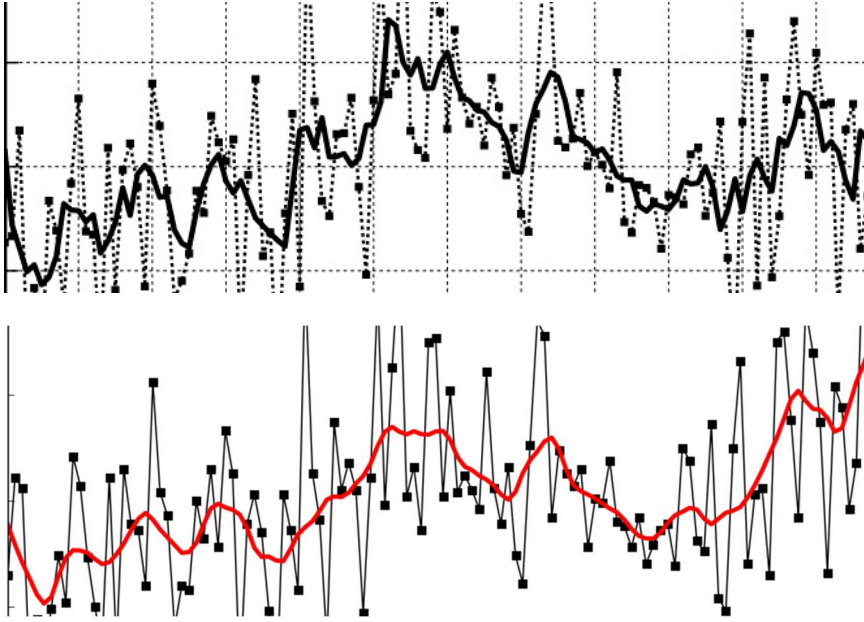


Find this 2020 graph on the NASA.gov website here:

https://data.giss.nasa.gov/gistemp/graphs_v3/graph_data/U.S. Temperature/graph.png

In these two graphs, compare the relative heights of the 1930s temperature spikes to the temperature in 1999 (on the right side of the graph). We immediately see that NASA fudged the later graph (the one from 2020, which has the red line) in order to lower the earlier parts of the graph and raise the later parts.

NASA did this in two ways: it lowered the absolute numbers on the 2020 graph, *e.g.*, to make the 1930s heatwave show lower maximum numbers, and also it lowered the earlier slopes of the 2020 graph in comparison to the later slopes of the same graph. Look at the slope comparisons of these same graphs here:



In fact, before the leftists began “adjusting” the data, the climate “dogma” was that ***there was no warming occurring over the same period.*** See, *e.g.*, the headline (below) from the New York Times in 1989, denying that there is any warming trend. This contradicts the leftists current false claim.

"All the News
That's Fit to Print"

The

VOL. CXXXVIII . . . No. 47,762

Copyright © 1989 The New York Times

U.S. Data Since 1895 Fail To Show Warming Trend

By PHILIP SHABECOFF

Special to The New York Times

WASHINGTON, Jan. 25 — After examining climate data extending back nearly 100 years, a team of Government scientists has concluded that there has been no significant change in average temperatures or rainfall in the United States over that entire period.

While the nation's weather in individual years or even for periods of years has been hotter or cooler and drier or wetter than in other periods, the new study shows that over the last century there has been no trend in one direction or another.

The study, made by scientists for the National Oceanic and Atmospheric Administration, was published in the current issue of *Geophysical Research Letters*. It is based on temperature and precipitation readings taken at

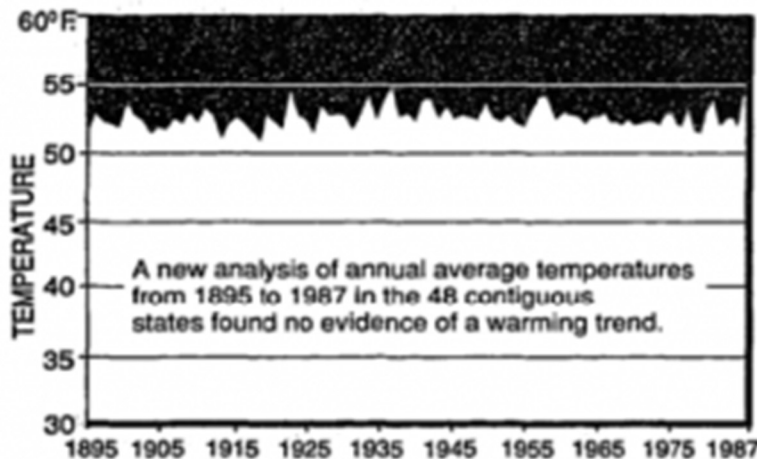
weather stations around the country from 1895 to 1987.

Dr. Kirby Hanson, the meteorologist who led the study, said in a telephone interview that the findings concerning the United States do not necessarily "cast doubt" on previous findings of a worldwide trend toward warmer temperatures, nor do they have a bearing one way or another on the theory that a buildup of pollutants is acting like a greenhouse and causing global warming. He said that the United States occupies only a small percentage of Earth's surface and that the new findings may be the result of regional variations.

Readings taken by other scientists have suggested a significant

Continued on Page A14, Column 1

A Century's Weather



Source: National Oceanic and Atmospheric Administration

Again, the overall purpose of this article is not to show that climate alarmism is false (which it is) and that it uses falsified data (which it does). Instead, we are here examining the deceptive use of “Big Data” by falsifying the raw data. This method of fraud (altering raw data) is used to falsify a whole host of facts and “prove” all sorts of lies.

3. Leftists and other charlatans use “Big Data” which is manipulated by their choice where the data is “cut” (e.g., the beginning and ending points of the data used in the analysis). This deception is called “selection bias”.

Most people unthinkingly accept global warming alarmism because the mainstream media spouts these lies and because “everyone else” believes the lies too. However, those people who are slightly more observant might have noticed where the climate dataset usually begins: around 1960. Why is that? There are about 140 years of U.S. climate data (beginning in 1880) containing actual thermometer measurements taken around our country.²⁶ So again, why would the leftists “prove” their global warming alarmism using graphs and data analyses which begin about 1960?

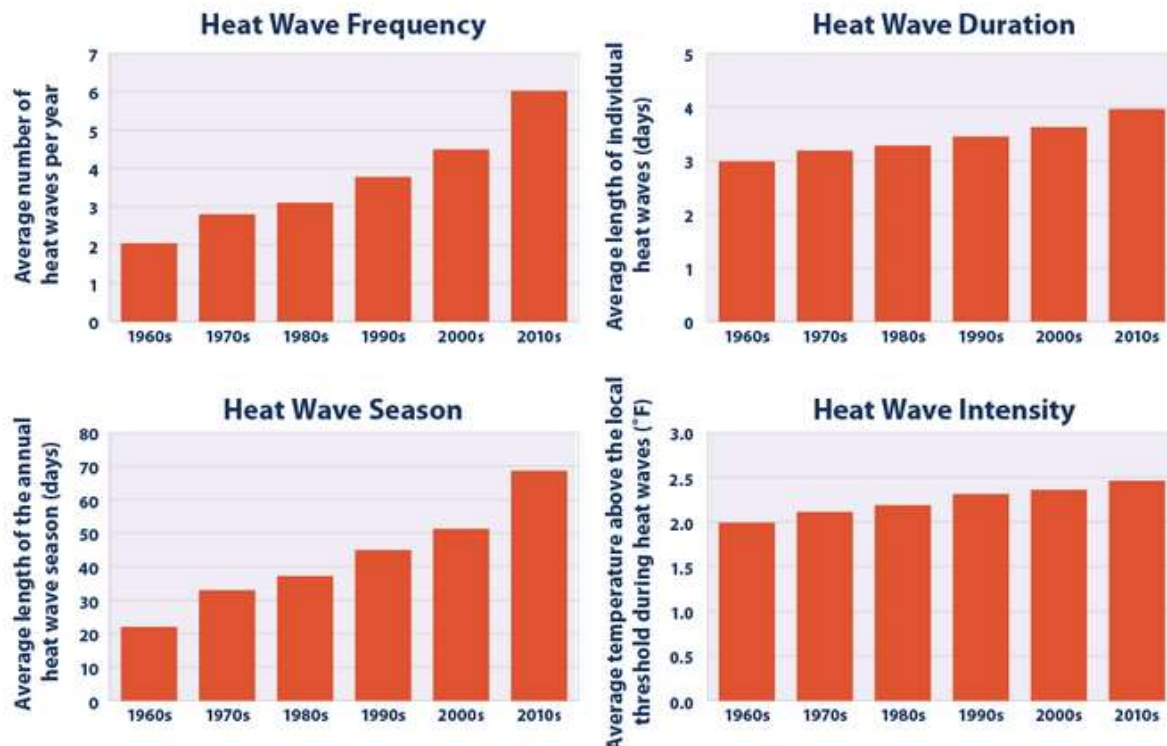
Below are four (of countless) examples of such climate alarmism graphs from the U.S. E.P.A. showing how the climate is supposedly heating up. Notice the graphs all begin in 1960:

²⁶ <https://climate.nasa.gov/faq/21/why-does-the-temperature-record-shown-on-your-vital-signs-page-begin-at-1880/>

Climate Change Indicators: Heat Waves

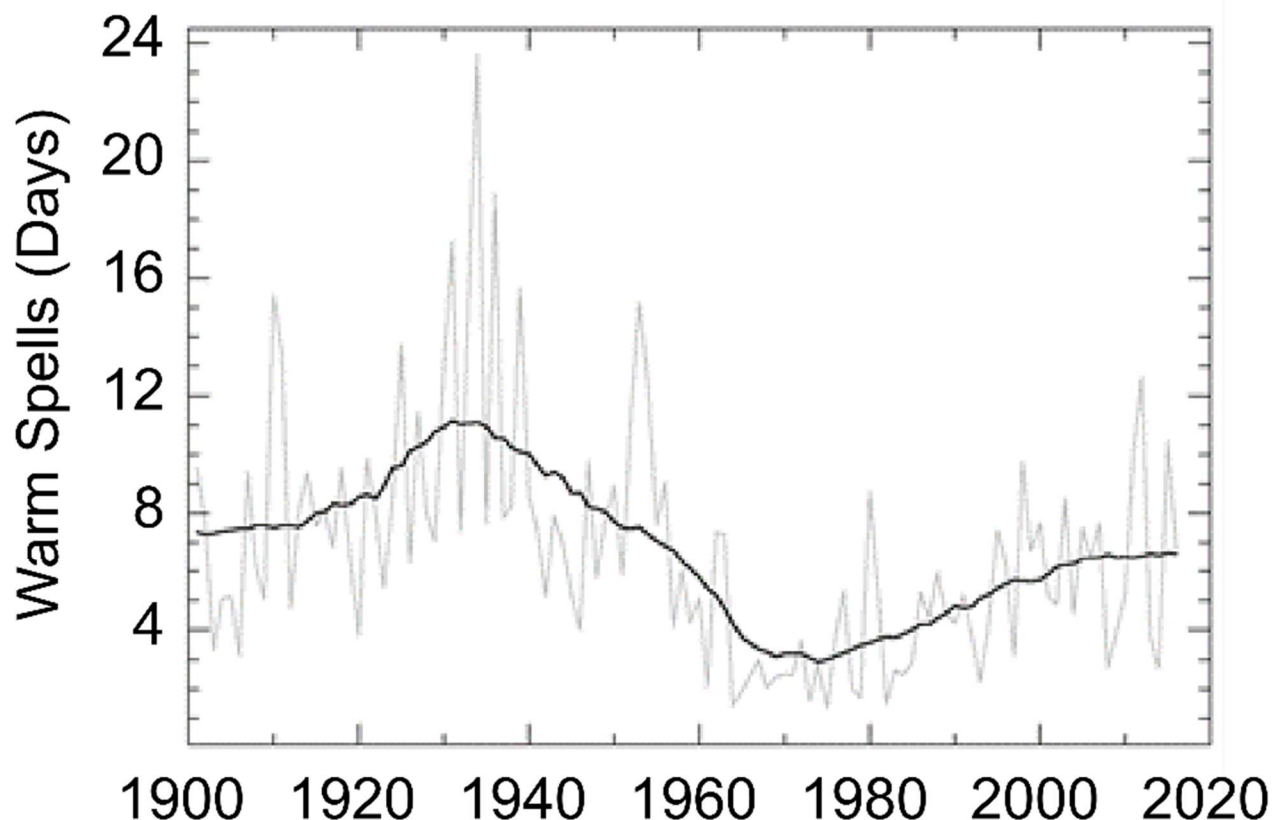
This indicator describes trends in multi-day extreme heat events across the United States.

Figure 1. Heat Wave Characteristics in the United States by Decade, 1961–2019



<https://www.epa.gov/climate-indicators/climate-change-indicators-heat-waves>

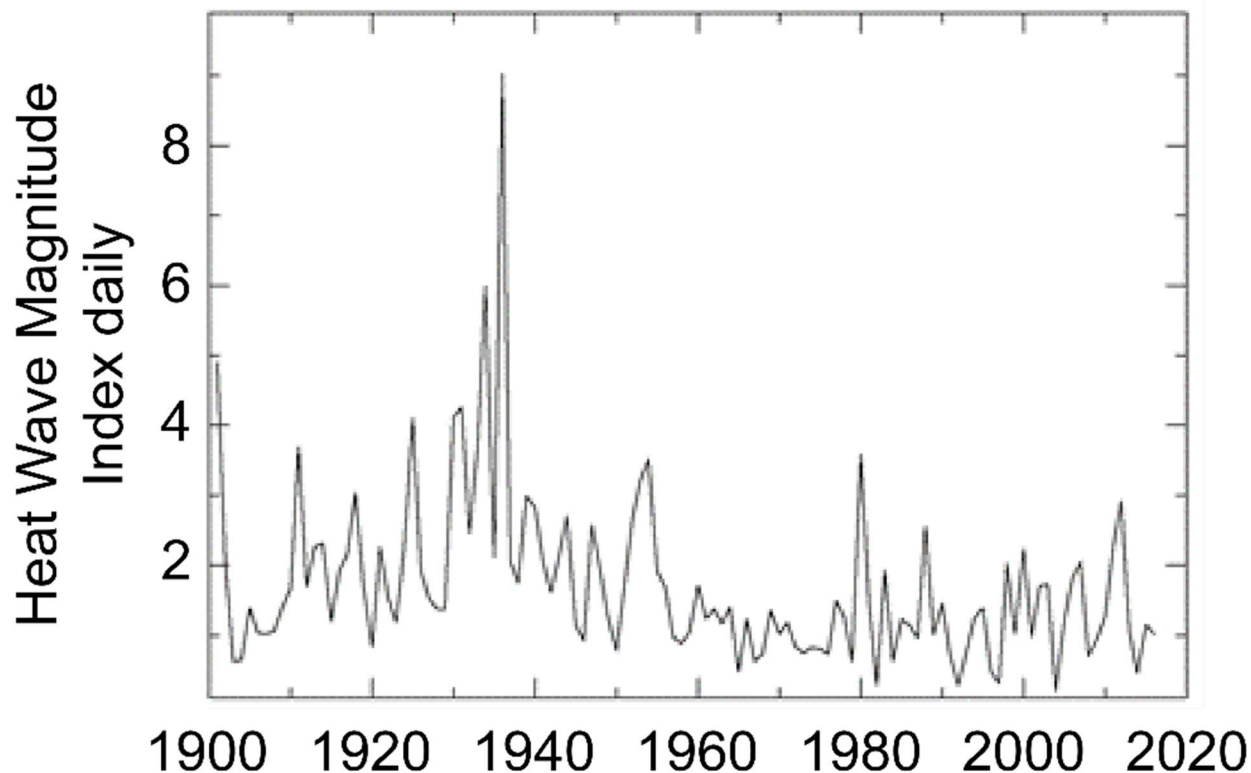
Again, why do the leftists begin their graphs and data analyses then? The answer is that there have always been natural heating and cooling trends. The leftist climate alarmists often “cut” their data to begin in 1960 because that is roughly the **low point of a cooling trend**, after which the temperature then begins a natural, periodic upswing. See the U.S. government data below.



Get this U.S. government graph on the government's website:

<https://science2017.globalchange.gov/chapter/6/>

To succeed in their fraud, the leftists “need” to start their data analysis roughly at 1960 rather than, *e.g.*, three decades earlier, in roughly 1930. The 1930s were a period of tremendous warming. See below. ***If this 1930s data were included, the graphs would show an overall cooling***, instead of what the leftists seek, which is a warming trend which they can blame on carbon dioxide emissions and thus can declare a “war against greenhouse gas emissions”.



This government graph is here: <https://science2017.globalchange.gov/chapter/6/>

In these U.S. government graphs, *Catholic Candle* does not vouch for the accuracy of the EPA's data. In fact, this data is unreliable because it has been fudged and altered (in the opposite direction) for the political purpose of supporting the leftists' climate alarmism. (See, section 2 above.)

But we are showing you that the ***EPA's own data convicts the EPA of deceitfully "cutting" the data*** to fit its intended goal of "proving" climate warming.

Not only would inclusion of the 1930s data result in "proving" climate cooling (despite the fraudulent "adjustment" of the data as shown above), but using a longer period of data would have demonstrated natural temperature swings and shown that the current trends are natural and will be reversed in the next natural temperature swing in the other direction.

If an even longer period of time is used, which includes the *Roman Warm Period*, the *Little Ice Age*, and the *Medieval Warm Period* this data would further emphasize the

truth that the natural weather patterns include temperature swings larger even than leftists currently claim to be occurring now (in a warming direction).²⁷

These graphs (above) which purportedly show a “heating trend”, are an example of “cutting” the data to fraudulently achieve a desired result from the “Big Data”.

4. Leftists and other charlatans use “Big Data” to achieve their false (but desired) results by manipulating the definitions (*i.e.*, the groupings or the “buckets”) into which the data is placed.

Another deceptive use of “Big Data” is manipulating it into the categories which “prove” the desired result. So, *e.g.*, if a person wanted society to be falsely alarmed by a supposed increase in the number of “terrorist attacks” in the U.S., he could simply “lump more” incidents into that category by defining “terrorist attack” more broadly to achieve his result. So, what might often be called an act of “mental illness” or instability, could then be relabeled as a “terrorist attack”. Or perhaps if a domestic dispute caused a jealous husband to murder his wife (and the witnesses to his crime) in a public place, this heinous act could be categorized as a “terrorist attack”. Thus, we must be very careful and discerning when we hear a news report that “terrorist attacks” have increased 46% (or whatever amount) in the last year.

Of course, the same applies to any other subject, *e.g.*, “hate crimes” increasing in frequency. Obviously, a much different “hate crime” rate would result if the analysis counted only crimes where a racial animus is proven, compared to anytime a victim is of a minority race and the assailant’s race is different or unknown. Likewise, the “act of hate” statistic would be different if every uncharitable racial joke were included, as compared to only violent felonies.

Here is another example of category manipulation: the extreme over-breadth of the category of who is counted among “COVID deaths”.

Another example of result-oriented manipulating of the data, is in counting “COVID-19 deaths”. Anyone who dies *with* COVID-19 even though not *because of* (*i.e.*, from) COVID-19 is counted. This is similar to counting a person as a “common cold death” if the person died while he had a common cold.

²⁷ Read these articles on larger much earlier temperature swings:

- <https://notrickszone.com/2016/05/31/body-of-proof-large-number-of-studies-show-medieval-warm-period-prominent-in-southern-hemisphere/>
- <http://ossfoundation.us/projects/environment/global-warming/medieval-warm-period>

Here is how Dr. Deborah Birx (former coordinator of the coronavirus taskforce) explained this U.S. method of counting COVID-19 deaths:

“There are other countries that if you had a preexisting condition and let’s say the virus caused you to go to the ICU and then have a heart or kidney problem some countries are recording [this] as a heart issue or a kidney issue and not a COVID-19 death. ... [In the US] if someone dies **with** COVID-19 we are counting that as a COVID-19 death.”²⁸

Similarly, the number of “COVID-19 deaths” could be exaggerated even more (as they were²⁹) by counting the deaths of persons who were not even **known** to have COVID-19. Rather, CDC protocols have allowed a person to be reported as a “COVID-19 death” as long as there is an **assumption** that COVID-19 somehow **contributed** to the death. Here is the CDC’s instruction:

COVID-19 should be reported on the death certificate for all decedents where the disease caused or is assumed to have caused or contributed to death.³⁰

The result of this unreasonably over-inclusive method of determining whose deaths are caused by COVID, is a greatly inflated death toll, supposedly supported by the “Big Data”.

Here is another example of category manipulation: Manipulation of the PCR test cycling to make the COVID vaccines appear more effective than they are.

The most common COVID test is the PCR (“polymerase chain reaction”) test. This test is unreliable and has been declared **not for clinical diagnosis** by the inventor of this test.³¹ However, leaving those facts aside, this test can be manipulated into reporting a high number of false-positives by altering the “cycle threshold” (CT) value.³² The higher

²⁸ <https://www.youtube.com/watch?v=blZpgra3XbU> (emphasis added).

²⁹ Read this article: <https://catholiccandle.org/2020/10/01/the-overblown-corona-scare/>

³⁰ <https://www.cdc.gov/nchs/data/nvss/coronavirus/Alert-1-Guidance-for-Certifying-COVID-19-Deaths.pdf>

³¹ <https://www.lifesitenews.com/news/inventor-of-covid-test-calls-fauci-a-liar-says-it-doesnt-tell-you-that-youre-sick/>

³² <https://off-guardian.org/2021/05/18/how-the-cdc-is-manipulating-data-to-prop-up-vaccine-effectiveness/>

the “CT value”, the more sensitive the test is and the more likely it is that there will be a false positive test result.

The CDC tried to make the COVID vaccines falsely look more effective by using a double standard. The CDC has instructed the medical establishment to use a less sensitive PCR test (*CT value* ≤ 28) for vaccinated persons and left in place the instructions for using a more sensitive test (*CT value* 35) for unvaccinated persons.³³ Thus, by using two different standards, unvaccinated people will be counted more often than vaccinated persons as “COVID cases” because of the greater frequency of COVID false positive results for unvaccinated persons.³⁴ In this way, through manipulating the categories for what is a “COVID case”, the CDC causes the data to “show” that the vaccines are more effective than they really are (and to falsely claim that there is a “pandemic of the unvaccinated”).

This is another example of misusing “Big Data” by manipulating it through deceptive definitions (such as “COVID death” or “COVID case”) to achieve a fraudulent result.

5. Leftists and other charlatans use “Big Data” by asserting reliance on “Big Data” which is not even consulted but which is a convenient “black box” to hide result-oriented changes in policy by saying “new data” requires the policy change.

When the leftists use “Big Data” to “prove” their evil positions, no one seems to notice or object when they completely contradict their prior positions. These leftists simply say “new data now shows ...” and then they change their position to the new one they desire. The “original data” was opaque and could not be verified and likewise the (supposed) “new data” is unavailable and unverifiable.

We apparently see one of countless examples of this, involving California’s governor, Gavin Newsom. Because of the COVID alarmism, Newsom tightly locked-down California to make it one of the most locked-down places in the world.

Because of this abusive lockdown (which did not reduce the COVID count compared to other, unlocked-down places³⁵), the people started the constitutional process to recall him as governor.

³³ <https://off-guardian.org/2021/05/18/how-the-cdc-is-manipulating-data-to-prop-up-vaccine-effectiveness/>

³⁴ <https://off-guardian.org/2021/05/18/how-the-cdc-is-manipulating-data-to-prop-up-vaccine-effectiveness/>

³⁵ <https://catholiccandle.org/wp-content/uploads/2020/11/lockdowns-are-to-control-people-not-a-virus-2.pdf>

As the process proceeded and neared the necessary 1.5 million signatures to succeed, Newsom (and everybody) could extrapolate that the recall effort would apparently succeed and he would be recalled.

Therefore, Newsom suddenly reversed his lockdowns. He declared that he reversed himself because the data improved and said that he was responding to the data.³⁶ However, his administration refused to release any data showing an improvement in public health.³⁷ California health officials said they did not release the data because they feared that “making it public would confuse and potentially mislead the public.”³⁸ By contrast, Newsom had promised from the start of the corona-craziness that his COVID policy decisions would be “driven by data shared with the public to provide maximum transparency.”³⁹

A conservative organization used legal requests under California’s *Public Records Act* to try to obtain the supposed data to determine whether Newsom was merely reversing course because it was politically expedient for him to try to blunt the recall drive by removing one of its main impetuses.⁴⁰ Still Newsom’s administration refused to provide any data. Instead, Newsom merely declared that it was “utter nonsense” that the recall drive had anything to do with his reversal of the lockdown.⁴¹

³⁶ Read these two articles:

- <https://www.newsweek.com/gavin-newsom-facing-recall-eases-lockdown-california-hospitals-are-overwhelmed-1564161>
- <https://www.foxbusiness.com/economy/newsoms-critics-allege-he-is-lifting-stay-at-home-order-because-of-recall-threat>

³⁷ <https://www.foxbusiness.com/economy/newsoms-critics-allege-he-is-lifting-stay-at-home-order-because-of-recall-threat>

³⁸ <https://www.foxbusiness.com/economy/newsoms-critics-allege-he-is-lifting-stay-at-home-order-because-of-recall-threat>

³⁹ *Associated Press* report quoted here: <https://www.lifesitenews.com/opinion/california-governor-walks-back-covid-restrictions-as-voters-threaten-to-boot-him/>

⁴⁰ <https://www.foxbusiness.com/economy/newsoms-critics-allege-he-is-lifting-stay-at-home-order-because-of-recall-threat>

⁴¹ <https://www.foxbusiness.com/economy/newsoms-critics-allege-he-is-lifting-stay-at-home-order-because-of-recall-threat>

This is an example of how leftists and other charlatans use “Big Data” as a convenient “black box” to hide result-oriented changes in policy by saying “new data” requires the policy change.

6. Leftists and other charlatans use “Big Data” to supposedly support their conclusions or policies but achieve the results they desire by using false “predictive” assumptions.

Another of these ploys is to “crunch” the data using false “predictive” assumptions. The climate alarmists continually do this. But the example we use in this article is an infamous computer model in early 2020 which falsely forecasted the deaths which were (supposedly) likely in the U.S. and Britain from COVID-19. This forecast was used to justify lockdowns and other abuse and overreach by the government (and others) by predicting over 2.2 million deaths from COVID-19 in the U.S. and more than a half million in Britain.⁴² The *New York Times* spread the alarm and helped it to appear as if the forecast were reasonable and scientific.⁴³

This model was published by alarmist Dr. Neil Ferguson at Imperial College London and was merely his latest unrealistic and alarmist prediction (following his predictions of massive death tolls from mad cow disease, bird flu, and swine flu).⁴⁴

Ferguson reached his prediction by applying the data to irrational assumptions such as:

- That no one would change his conduct in any way in response to a deadly pandemic all around him;
- That 81% of all British and Americans would become infected. By contrast, the much more deadly “Spanish Flu”⁴⁵ infected only 28% of Americans.⁴⁶
- That the number of persons infected would double every four days.

Perhaps government policymakers accepted Ferguson’s very influential conclusions (and underlying assumptions) because those policymakers are stupid. Or perhaps those

⁴² <https://www.cato.org/blog/how-one-model-simulated-22-million-us-deaths-covid-19>

⁴³ <https://www.nytimes.com/2020/03/17/world/europe/coronavirus-imperial-college-john-son.html>

⁴⁴ <https://www.spectator.co.uk/article/six-questions-that-neil-ferguson-should-be-asked/amp>

⁴⁵ <https://www.livescience.com/worst-epidemics-and-pandemics-in-history.html>

⁴⁶ <https://web.archive.org/web/20160923152823/http://www.flu.gov/pandemic/history/1918/>

policymakers accepted his scaremongering because it fit with the policies they wished to implement. Either way, they are a striking example of the broader point that in data analysis, we see the pithy maxim applies: “garbage in, garbage out”. Just as in section two of this article we showed that bad, false data (“garbage in”) caused false conclusions (“garbage out”), so we see here that false assumptions (“garbage in”) used when analyzing the data also lead to false conclusions (“garbage out”).

7. Leftists and other charlatans deceive gullible people by using “Big Data” together with a misleading assumption on a related matter which controls the result.

The enemies of Our Lord deceive the unwary and the gullible, by using “Big Data” to reach their desired conclusion by sometimes combining it with misleading assumptions on a related matter.

One such example is how California Governor Gavin Newsom set the length of the COVID lockdown (and other abuse he ordered) to be supposedly based on the percentage of the state’s ICU (Intensive Care Unit) hospital beds which are available. Newsom ordered lockdowns as long as the *available* ICU beds were below 15% of *total* ICU beds.⁴⁷

It is unclear what an ICU’s “full capacity” really means. For example, the alarmist mainstream media often declared that some hospitals are “well over 100% capacity” in their ICUs. If an ICU can be over 100% capacity, then “100%” does not really mean 100%.⁴⁸

Further, this *percentage of capacity* standard creates a false perception in the mind of the public because, in reality, the availability of a hospital’s ICU beds is fairly flexible. First, hospitals can increase the size of their ICU department.

Moreover, U.S. hospitals generally choose to run their ICUs close to capacity.⁴⁹ There are various reasons for that choice, *e.g.*:

1. Although there are patients that a hospital could move out of the ICU into a lower-care part of the hospital (or into monitored home care) they nonetheless sometimes

⁴⁷ <https://www.dailymail.co.uk/news/article-9015871/California-Gov-Gavin-Newsom-announces-stay-home-order-regions-ICU-capacity-falls-15.html>

⁴⁸ See, *e.g.*, the December 4, 2020 National Public Radio interview of Dr. James Porter, found here: <https://www.npr.org/2020/12/04/942826519/states-prepare-for-covid-19-distribution> at minute 4:39.

⁴⁹ <https://www.npr.org/sections/health-shots/2020/11/10/933253317/covid-19-hospitalizations-are-surging-where-are-hospitals-reaching-capacity>

leave those patients in the ICU because those patients would benefit from extra care, and the ICU beds are not needed for other patients;

2. Leaving patients in a hospital's ICU increases the hospital's *revenue per patient*, as compared to patients in other parts of the hospital with lower-care levels; and
3. It is easier to operate an ICU and to schedule the staff when the ICU patient-count remains relatively constant (*i.e.*, near capacity).

The flexibility of a hospital's ICU was explained by Dr. James Porter, president of Deaconess Health System in Indiana. Here are his words:

We're always running pretty close [to capacity]. You know, the thing that causes me to cringe a little about hearing those percent capacity numbers is, managing the census of a hospital and a health system is a minute to minute, hour to hour activity. That's always true for us. We have significant logistics systems established to be able to manage that. But on any given day the number of patients that we're going to be able to receive has a lot to do with the number of patients that we move into a different care setting or discharge. So, it's a fluid number but we're running close. It's true that any time a health system is over 85-87% occupied, things start getting more complicated. And we have been running in the 90s especially for ICU capacity recently.⁵⁰

Nor does the decision to move someone out of the hospital's ICU necessarily imply a lack of safety or diminished high-quality care. Here is how Dr. Porter answered the interviewer's follow-up question whether a patient's care suffered by moving him out of the hospital's ICU (when the hospital wants the ICU bed for someone else):

Q. Over 90%. [The interviewer is here remarking on Dr. Porter's words immediately above, about "running in the 90s"]. Are you having to be more discriminating about who you admit or more aggressive about who you let out the door to make sure you don't fill up entirely?

A. No, I wouldn't say we have become discriminating about who we admit. We have become, I think, more involved in using alternative resources, but doing that in a very safe way. So, for example, some people that we might have put in a hospital just to be on the cautious side, we're utilizing home health care and technology to be able to monitor them at home and perhaps even provide them with some oxygen. So that's a little different than what we would typically do if we

⁵⁰ Listen to the December 4, 2020 interview of Dr. James Porter, found here: <https://www.npr.org/2020/12/04/942826519/states-prepare-for-covid-19-distribution> at minute 4:42.

had more than enough beds. But in some ways, I think some of those changes are good and are part of the change really, we need to see happen in healthcare.⁵¹

Thus, because hospitals have lots of flexibility in their ICU capacity, the percentage of ICU beds available is not really an objective, “data-driven” criteria on which to base the lockdown of society.

This is another method that the leftists and other charlatans can use to appear to be “following the data” whereas they are really tying their decisions to criteria which allow them flexibility with which to decide what they choose to do. However, gullible people are given the false impression that the decision (*e.g.*, to lock down a state) is being determined by objective data rather than according to the flexible discretion of politicians and bureaucrats.

Conclusion

The mainstream media is shameless in the way it manipulates and falsifies the truth. Most people do not guard themselves against this media’s brainwashing. This is a key reason why society is deteriorating.

Let’s not be deceived by the “Big Data” fraudsters! It is rash for us to place our trust in those charlatans and to accept their assurances that they are “following the data”. This is just like it would be rash for us to believe that their conclusions are “based on the science”, based on “the advice from experts” or based on “research”.

Thus, we should not accept their trendy conclusions (on climate change, social justice, or whatever) without scrutinizing the dataset, the assumptions, and the other components which go into the conclusions. These components are virtually never provided. A careful thinker knows this and does not accept their supposed “data-driven” conclusions and decisions at face value.

We must make sure this caution “penetrates into our blood and into our bones” so that we are guarded against the lies and errors that come to us under the guise of studies, research, or analyses (especially from the mainstream media, leftist academia and socialist-leaning politicians). Don’t trust their “data”!

Let’s guard ourselves! We must remember that our fight in the Church Militant is against the Powers of Darkness. We must never trust the claims of Satan’s minions who are preparing the conditions for the Anti-Christ’s One World Government!

⁵¹ December 4, 2020 interview of Dr. James Porter, found here: <https://www.npr.org/2020/12/04/942826519/states-prepare-for-covid-19-distribution> at minute 4:42 (bracketed words added to show context).



Catholic Candle's 2022 Catholic calendar

The *Catholic Candle's* 2022 Traditional Catholic calendar is available here. It is free to download and freely distributable. https://catholiccandle.org/wp-content/uploads/2021/12/calendar_2022.pdf

To make this calendar into a hanging calendar, follow these instructions and use the picture at this link: <https://catholiccandle.neocities.org/#gsc.tab=0>

Let us trust in God, with strong hearts! Faithful and informed Catholics are sure to succeed. They have Christ with them.

Catholic Candle's purpose is to promote and defend the Traditional Catholic Faith. Many of our Readers assist us in this task by spreading the word about *Catholic Candle* and by sharing email copies (or paper copies) of our monthly magazine. To those readers: thank you for your help promoting Traditional Catholic Faith and Practice! We encourage the rest of our readers to share *Catholic Candle* with whoever would be interested. Anyone can subscribe to our free monthly magazine by emailing us this request or by subscribing on our website.